

Personalized Antibiotic Therapy for Reduced Inappropriate Exposure to Antibiotics

Swedish Covenant Hospital, Chicago, IL

Personalized antibiotic therapy is of significant importance globally as the overuse of antibiotics, and the prolonged duration of antibiotic therapy is associated with poor patient outcomes,^{1,2} prolonged length of stay,^{1,2} and antibiotic resistance.²⁻³ For example, prolonged antibiotic exposure is associated with increased mortality, Q-T interval elongation, and Clostridium difficile (C. difficile) infection during hospitalization.² Patients who present to the emergency department with symptoms suggestive of an infection and/or sepsis (severe infection) are often started on antibiotic therapy before infection confirmation as early initiation of adequate antibiotic therapy is the cornerstone of infection and sepsis treatment.⁴ The Center for Disease Control and Prevention estimates that nearly half of all antibiotic prescriptions are either inappropriate or insufficient⁵ and current literature indicates that antibiotic stewardship can reduce hospital readmission rates by 50%,² reduce adverse drug reactions by 8.1%, including C. difficile infections from 2.5% to 0.9%,² reduce antibiotic exposure by between 22%–36%,⁶ reduce hospital costs by between \$200,000–\$900,000 per year⁶ and improve the overall patient outcomes.^{2,7-8}

An integrated clinical care team at Swedish Covenant Hospital involving intensive care unit (ICU), Emergency Department (ED) and Infectious Disease (ID) physicians, pharmacists, laboratorians and nurses sought to optimize antibiotic stewardship to improve overall care of patients entering the ICU who have already been started on antibiotics. Implementation of standardized, evidence-based procalcitonin (PCT) criteria in concert with an antibiotic stewardship program has led to a 23% reduction in antibiotic exposure, reduced hospital length of stay by 2.3 days, and reduced the cost per patient by \$2,759 (US Dollars).⁷



PATIENT



CLINICIAN



HOSPITAL
ADMINISTRATION



PAYOR

KEY PARTNERS / STAKEHOLDERS



Eric Gluck
MD, JD, FCCP, FCCM

Director of Critical
Care Services



Kathryn Rataj
Pharm D., BCPS

Clinical Pharmacy Specialist,
Critical Care



Susan Dawson
MBA, MT-ASCP

Laboratory Manager



Steven Kalish
MD, FACP, FSHEA

Chair Section of
Infectious Disease
Chair Pharmacy and
Therapeutics Committee



Mark Richardson
MSN, RN, CCRN

ICU Nurse Educator

SITUATION ANALYSIS

- Infection and Sepsis (severe infection) are severe conditions with an in-hospital mortality rate of approximately 1 in every 3 patients⁹
- Timely administration of the right antibiotics is crucial for the reduction in sepsis mortality⁴
- Over-prescription of antibiotics globally can result in antibiotic-resistant bacteria,²⁻³ increased healthcare costs and increased patient length of stay¹⁻²
- Implementation of evidence-based decisions pathways for antibiotic stewardship optimize therapy, reduce antibiotic resistance and improve patient outcomes^{1-3,7}

PERSONALIZED ANTIBIOTIC THERAPY FOR REDUCED INAPPROPRIATE EXPOSURE TO ANTIBIOTICS

DISCOVERY

Published best practices have already demonstrated the value of procalcitonin-guided algorithms for reducing unnecessary antibiotics, improving patient outcomes, reducing patient length of stay and avoiding unnecessary costs.¹⁻³ Optimized patient care is always a focus at Swedish Covenant Hospital. Thus, when procalcitonin was approved within the United States, an integrated multidisciplinary clinical care team was assembled and activated to further optimize a local care program using this novel biomarker.

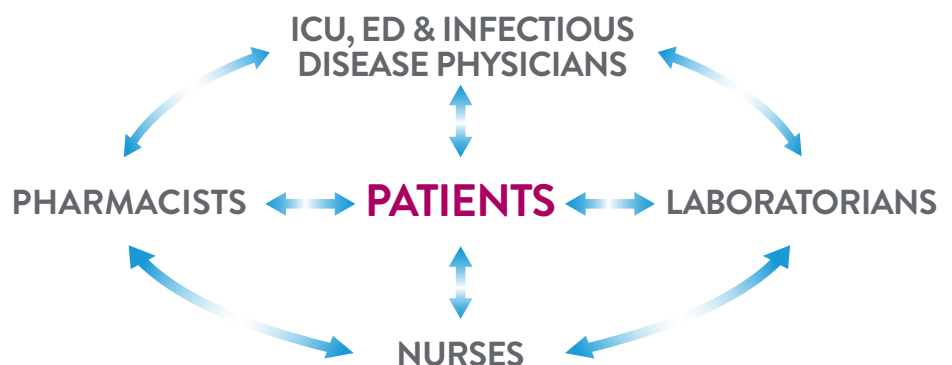
HYPOTHESIS

Application of evidence-based procalcitonin change criteria can effectively guide antibiotic administration in the ICU for patients admitted from the emergency department on antibiotics. When PCT testing is initiated early in a patient's stay (i.e., in the ED), early decision-making surrounding antibiotics and patient flow can be optimized.



PARTNERS

Skepticism can exist with change. A best practice at Swedish Covenant Hospital for alignment across teams involved continuous cross functional review of emerging data, interactive peer-to-peer discussions and endorsement of procedures for feasibility and safety. Activation of a project champion that serves as a central resource and/or point of contact across disciplines is recommended for seamless project adoption. At Swedish Covenant Hospital, the ICU director assumed this role.




PERSONALIZED ANTIBIOTIC THERAPY FOR REDUCED INAPPROPRIATE EXPOSURE TO ANTIBIOTICS

SUCCESS FACTORS

EXECUTION

Implementation began with select activation within the ICU. Early success led to adoption in the ED, followed by system-wide adoption of the procalcitonin-guided antibiotic stewardship program with endorsement from nurses, ED pharmacists, and infectious disease specialists, ultimately incorporating PCT measurement as part of the Rapid Response Team (RRT) protocol for sepsis. (RRT = ED physician, ICU physician, pharmacy, nurse)

BETTER AND WIDESPREAD PATIENT CARE

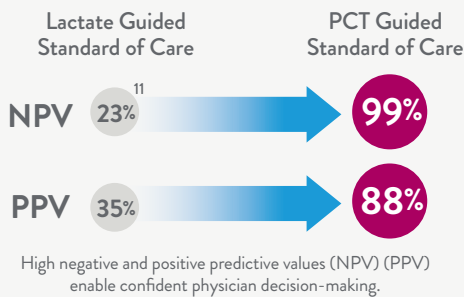


- Procalcitonin is a proven biomarker for antibiotic stewardship in a variety of settings including the ED, ICU, and NICU (Neonatal ICU)^{7-8,10}
- Strategies that employ evidence-based pathways using procalcitonin for antibiotic stewardship have shown to be both safe and cost-effective^{7-8,10}
- Interdisciplinary, cross-functional teams are essential in ensuring activation of evidence-based pathways for appropriate antibiotic therapy and the betterment of health in patients with infection and sepsis

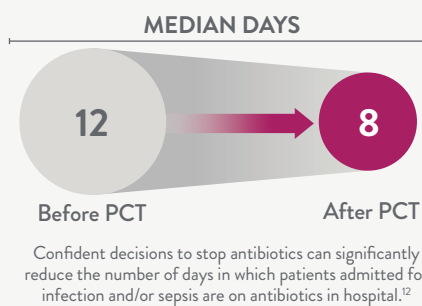
PROOF OF VALUE

PCT-guided care resulted in safe and effective antibiotic stewardship with improved decision making, reduced antibiotic exposure, reduced patient length of stay and reduced total cost of care.

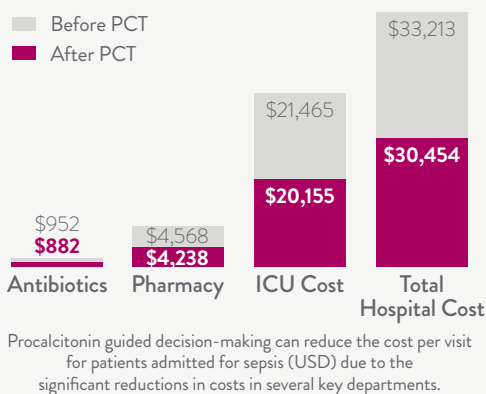
INCREASED CONFIDENCE IN DECISION-MAKING*



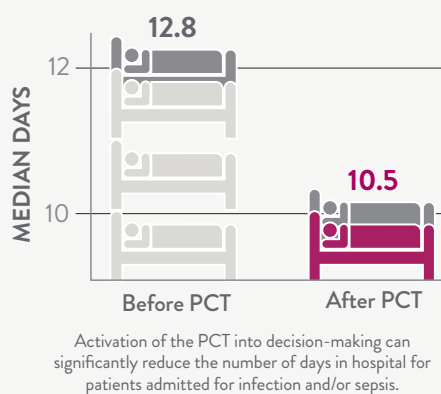
REDUCED ANTIBIOTIC EXPOSURE**



REDUCED OVERALL PATIENT COSTS***



REDUCED PATIENT LENGTH OF STAY***







*Data adapted from Singer, et al. 2014 and site data.

**Data adapted from Schuetz, et al. 2013.

***Data adapted from Balk, et al. 2017.

SPOTLIGHT ON STAKEHOLDER SUCCESS

 <p>PATIENT</p>	<p>INCREASED PATIENT WELLNESS</p>	<ul style="list-style-type: none"> • 23% reduction in antibiotic exposure or 4 days fewer of antibiotics (average) • 2.8% increase in the number of patients discharged home safe⁷ <p>“In my ICU patient population having PCT available has been a vital tool in my antimicrobial stewardship practice.” – Kathryn Ratj, Pharm D., BCPS, Clinical Pharmacy Specialist, Critical Care</p>
 <p>CLINICIAN</p>	<p>INCREASED CLINICIAN CONFIDENCE</p>	<p>A 99% negative predictive value for PCT-guided care vs. standard of care (NPV = 23% for lactate¹¹) allows for confident decision making with respect to antibiotic prescription(s).</p>
 <p>HOSPITAL ADMINISTRATION</p>	<p>REDUCED UNCERTAINTY</p>	<p>“Introduction of procalcitonin into clinical care has significantly reduced the angst associated with stopping antibiotics in the ICU.” – Eric Gluck, MD, JD, FCCP, FCCM, Director of Critical Care Services</p>
 <p>PAYOR</p>	<p>REDUCED LENGTH OF STAY</p>	<p>Reduced total LOS for patients with infections by 2.3 days.⁷</p>
	<p>RESOURCE OPTIMIZATION</p>	<p>2.6% reduction in escalation of patient care resulted in reduced burden on acute care setting, nurses and intermediate and long-term care facilities.⁷</p>
	<p>REDUCED COSTS</p>	<p>Reduced total hospital costs per ICU patient with sepsis by \$2,759 (US Dollars).⁷</p>

1. De Jong, et al. Efficacy and safety of procalcitonin guidance in reducing the duration of antibiotic treatment in critically ill patients: a randomised, controlled, open-label trial. *Lancet*. 2016;16(7):819-817.
2. Broyles MR. Impact of Procalcitonin-Guided Antibiotic Management on Antibiotic Exposure and Outcomes: Real-world Evidence. *Open Forum Infect Dis*. 2017 Oct 3;4(4):ofx213.
3. Schuetz P, et al. Procalcitonin to initiate or discontinue antibiotics in acute respiratory tract infections (Review). *Cochrane Database of Systematic Reviews*. 2017, Issue 10. Art. No.: CD007498.
4. Rhodes A, et al. Surviving Sepsis Campaign: International Guidelines for Management of Sepsis and Septic Shock: 2016. *CCM Journal*. 2017;45(3):486-552.
5. Department of Health and Human Services, Centers for Disease Control and Prevention. Antibiotic resistance trends in the United States. Available at: <https://www.cdc.gov/drugresistance/pdf/ar-threats-2013-508.pdf>. Accessed May 2018.
6. Dellit, et al. Infectious Diseases Society of America and the Society for Healthcare Epidemiology of America Guidelines for Developing an Institutional Program to Enhance Antimicrobial Stewardship. *Clinical Infectious Diseases*. 2007;44:159-177.
7. Balk RA, et al. Effect of Procalcitonin Testing on Health-care Utilization and Costs in Critically Ill Patients in the United States. *CHEST*. 2017;151(1):23-33.
8. Stocker M, et al. Procalcitonin-guided decision making for duration of antibiotic therapy in neonates with suspected early-onset sepsis: a multicentre, randomised controlled trial (NeoPlns). *Lancet*. 2017;390:871-881.
9. Fleischmann C, et al. Assessment of Global Incidence and Mortality of Hospital-treated Sepsis Current Estimates and Limitations. *Amer Jour Resp and CCM*. Feb 1;193(3):259-272.
10. Zhou H, et al. The risk stratification and prognostic prediction value of procalcitonin and clinical severity scores on patients with community-acquired pneumonia in emergency department: Prediction value of procalcitonin and severity scores for CAP. *Am J Emerg Med*. 2018 Mar 21. pii: S0735-6757(18)30242-0. doi: 10.1016/j.ajem.2018.03.050. [Epub ahead of print]
11. Singer, et al. Diagnostic Characteristics of a Clinical Screening Tool in Combination with Measuring Bedside Lactate Level in Emergency Department Patients With Suspected Sepsis. *Academic Emergency Medicine*. 2014;21:853-857.
12. Schuetz, et al. Procalcitonin decrease over 72 hours in US critical care units predicts fatal outcome in sepsis patients. *Critical Care*. 2013;17:R115.